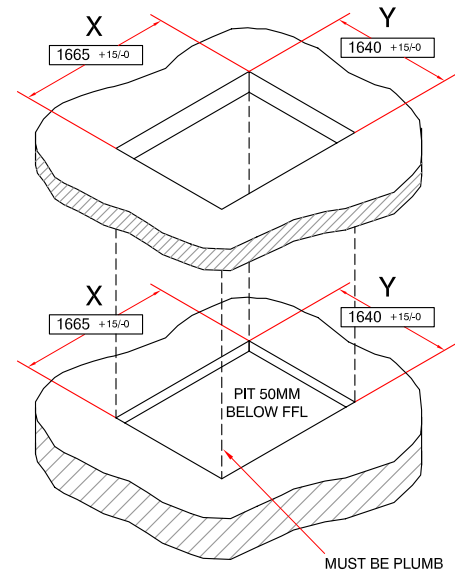
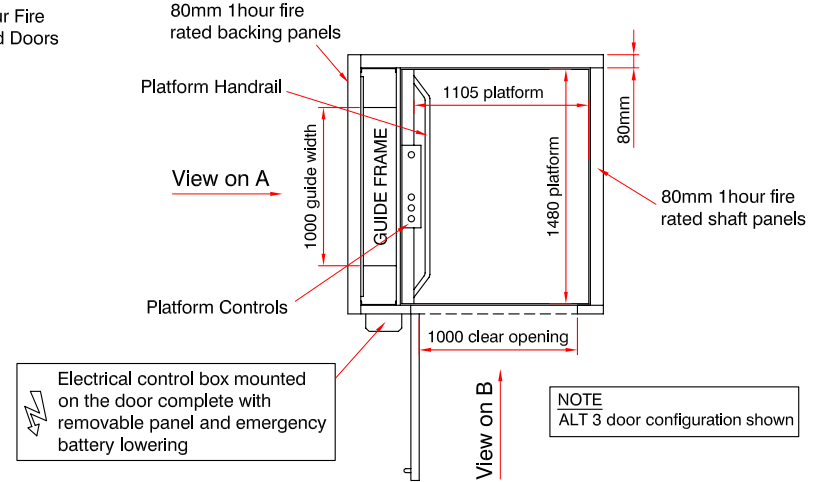
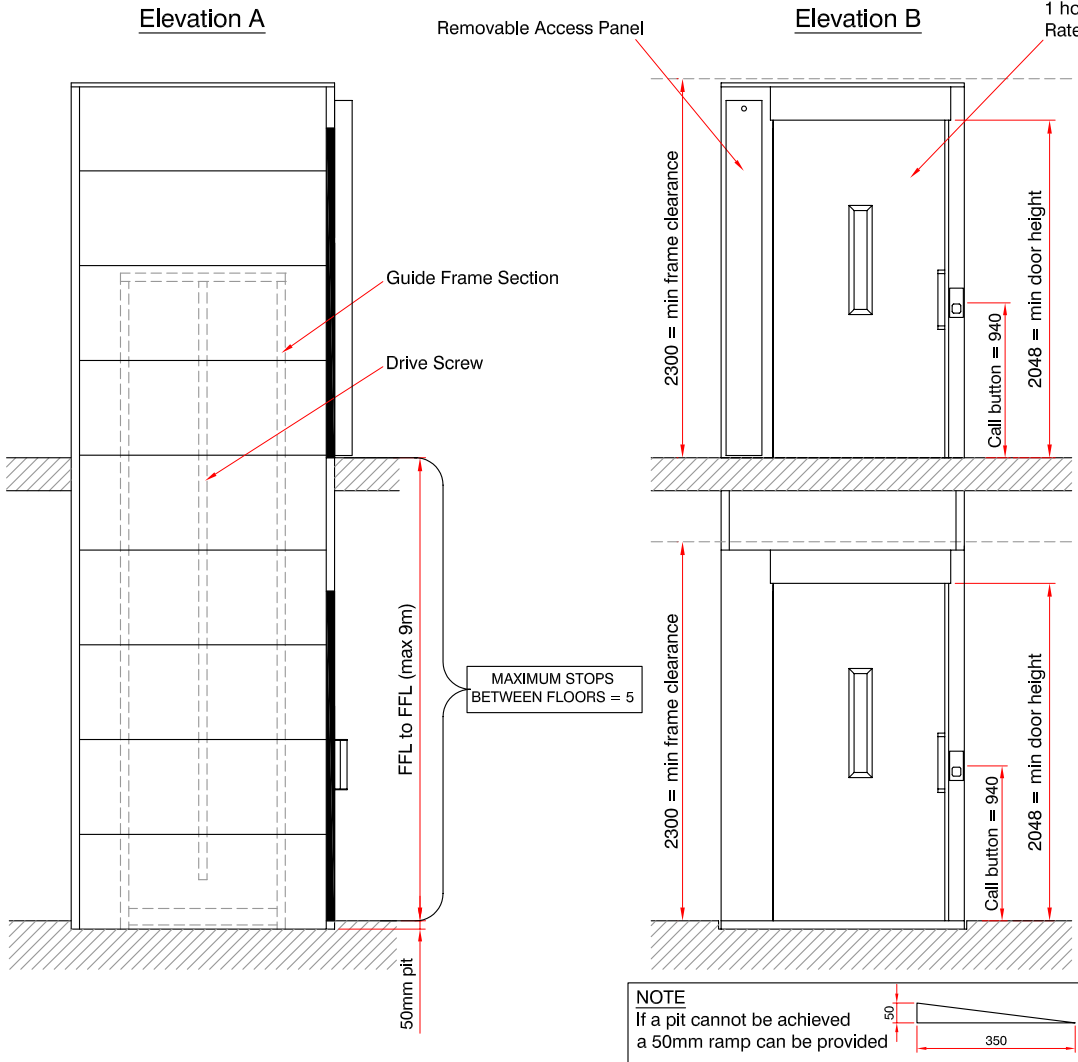


NOTE - THIS DRAWING IS FOR GUIDANCE ONLY AND MUST NOT BE USED AS A PROPER WORKING DRAWING. FOR ENQUIRIES ABOUT THE LIFT PLEASE CONTACT THE Platform Lift Co - TEL 01256 896000, PLEASE NOTE THAT APERTURE SIZES DO VARY, SITE SPECIFIC DRAWINGS ARE AVAILABLE UPON RECEIPT OF ORDER

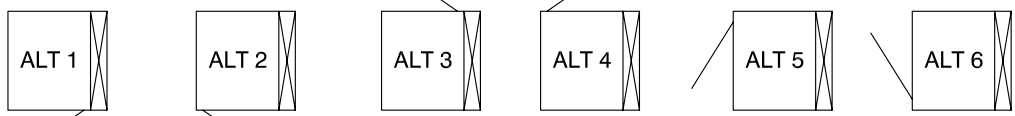


Vertical Lift Platform Specification

- Load: 400kg / 5 persons
- Drive: Direct driven screw and nut
- Speed: 0.15m / sec
- Travel: Maximum travel up to 9m
- Stops: Max 5 stops
- Motor: 2.2kw
- Power: 415v 3ph 50Hz 10A (1ph optional)
- Colour: RAL 9010 as standard (alternative RAL colours available)
- Panels: 80mm thick double skin panels
- Panel Infill: Rockwool Infill
- Fire Rating: 1hr (60min)

Builders work Required

- 1 - Provide a trimmed pit / shaft aperture to the dimensions shown, pit must be smooth level and structurally sound
- 2 - Provide a power supply complete with a lockable isolator
- 3 - Provide secure thresholds for door fixing



Door Configurations Available
(Guides can go on any side)

Platform Lift Company
Apsley Barns, Apsley, Near Andover, Hants, SP11 6NA
Tel - 01256 896000
Fax - 01256 896900
E-mail - info@platformliftco.co.uk
website - www.platformliftco.co.uk

TITLE		'A' Type Vertical Platform Lift - 400kg	
DWG REF.	400 - Fully Fire Rated	REV	A
SCALE	NTS	DATE	28/09/06
DRAWN	RH		